

**2022**

**Annual  
Report**



**SOPEC**

Sustainable Ohio Public Energy Council



# Note from the Executive Director

The 2022 supply year was a tumultuous time for energy, but SOPEC continued to lead on clean energy while also saving its member communities an estimated \$13 Million.

SOPEC electricity supply was locked through June of 2023. AEP Ohio territory customers saved an estimated 23% versus the AEP Ohio SSO (standard service offer), while AES Ohio territory customers saved an estimated 30% compared to the SSO. All of these savings occurred while also featuring 100% renewable energy. As of 2022, SOPEC communities represented 19 of Ohio's 20 EPA Green Power Partnership communities.

Other Ohio aggregators did not fare as well during the 2022 supply year. For example, another government aggregator suspended its opt-out electric aggregation program after securing a price of over twice the SOPEC AEP Ohio territory rate (5.64 cents/kWh vs. 12 cents/kWh). That meant some neighboring customers were paying twice as much as SOPEC members while also having an electric aggregation program featuring 100% renewable energy.

Aggregation has been working well in SOPEC communities. We successfully supported education campaigns in several communities during the Fall 2022 election cycle to help expand those benefits to more Ohioans. SOPEC also continued to enhance its capabilities and offerings for member communities. By request of the SOPEC Board Chair, we included a Director of Grants and Development in the 2023 year's proposed estimated budget. SOPEC plans to extend its ability to serve as a resource in applying for grants in support of and with our communities for grants and funding. Specifically, we will continue to support projects relating to renewable energy, efficiency, resiliency, and electrification of the transportation sector.

Thank you for your continued support of SOPEC and our joint work.

Sincerely,  
Luke Sulfridge, *Executive Director*

An aerial photograph of a solar farm. The solar panels are arranged in neat, parallel rows across a green field. The surrounding landscape includes rolling hills, some brown plowed fields, and a utility pole with power lines. The overall scene is bright and clear, suggesting a sunny day.

# STRATEGIC VISION

The General Assembly is a time to improve the foundational programs of the Sustainable Ohio Public Energy Council. Additionally, this is a time to explore new options for growth and innovation that supports the common good for both individual SOPEC communities and the Council as a whole.

Developing a strategic vision can be challenging, but this work is important to the organization, and lays the groundwork for the SOPEC Board of Directors and staff to continue with the specific planning and budgeting process throughout the year. The two previous annual General Assembly meetings highlighted the opportunity to expedite economic development goals by developing public energy programs, primarily opt-out electric aggregation, and acquiring additional public dollars from federal agencies to support next-generation energy sources including solar PV, biogas collection, and efficiency in energy use and purchasing.

The theory behind this vision is that by supporting a more diverse regional energy landscape, employers and development investors will be attracted to the new energy economy attributes enough to invest in economic stimulus projects in SOPEC communities.

**1. Steward public dollars to support next-generation energy resources**

**2. Ensure an acceptable balance between risk-taking and accountability to spur economic development**

Moreover, public energy programs are best designed when more dollars spent on electric utilities ensure funding is allocated to local public bodies, such as SOPEC. Without this mechanism, possible with opt-out electric aggregation, those dollars will only export to the investor-owned electric distribution utility and/or a competitive retail electricity suppliers and not stay in the local economy – supporting local needs.

A shared compensation structure among multiple local governments (SOPEC) opens an opportunity to create more programs that support the common good, that reduce community dependency on electric utilities and suppliers for energy services, and that engage SOPEC leaders to enact bold, innovative energy democracy strategies.

**1. Avoid dollars only exporting out of the region by changing the pricing structure for imported energy products, such as electric generation and utility services**


**2. Substitute and complement imported energy products for similar goods produced by locally-owned and -operated providers**

Community representatives are strongly encouraged to provide feedback and improve the strategic vision for our region.

# Member Highlight: Syracuse-Racine Regional Sewer District

The Syracuse-Racine Regional Sewer District (SRRSD; the District) is a political subdivision that joined in September 2022. The SRRSD was established to provide sewer services to residents of the District, including Sutton Township in Meigs County, the Village of Syracuse, and the Village of Racine. Each political subdivision within the District appoints one member to the Board of Trustees to direct the District. There are five Board of Trustees members.

The District is estimated to use 375,000 kilowatt-hours (kWh) each year. As a member political subdivision, the SRRSD will have access to the SOPEC Public Pricing Program (P3) and SOPEC resources aimed at improving energy and water efficiency to better serve customers and environmental sustainability.



# Organizational Highlights



## Athens Public Solar Fund

The Athens Public Solar Fund - funded entirely by the Athens Carbon Fee, a voluntary fee added to the default electric aggregation program rate for the City of Athens customers - was utilized in 2022 to upgrade electric grid equipment to allow the Athens Eastside Solar Project to move forward.

The Fund began 2022 with a balance of \$123,421.25. On December 22, the City of Athens requested \$77,740.55 from the Fund to upgrade transformers at the Athens Wastewater Treatment Plant to accept solar energy from the Eastside Solar Project. The year-end balance of the Fund was \$139,845.50.

# Community Engagement



*Erin Stevens (left) - Southeast Ohio Community Liaison - shares a Level 2 electric vehicle (EV) charger and a Green Power Community sign with the Village of Amesville's Jayne Darling (center) - Council President - and Mayor Gary Goosman (SOPEC treasurer).*

SOPEC attended dozens of council meetings, community events, conferences, and gatherings in 2022. On January 3, 2022, SOPEC hired a Southeast Ohio Community Liaison to provide more wrap-around support and capacity to better serve Southeast Ohio SOPEC communities and subdivisions.

This year, SOPEC provided Level 2 EV chargers to the villages of Albany, Amesville, Chesterhill, Rio Grande, and Racine. Additionally, the EPA has recognized 19 SOPEC member communities through the Green Power Partnership program. Each August, SOPEC gathers electric utility data from each participating community to determine the amount of SOPEC Green Power used in the supply year. SOPEC customers' green power usage in the 2021-2022 supply year represented 32% of all the power used in all 19 reporting communities. To celebrate, SOPEC communities were provided Green Power Community signs to display.

# Community Engagement



Sam Redfern (left), VISTA - 21-22, joins Jacob Richard (center-left), Rural Action Sustainable Energy VISTA, Mat Roberts (center-right), SOPEC Director of Marketing, and Sarah Conley-Ballew (right) Rural Action Sustainable Energy Program Director for a post-presentation picture - Collectively this team presented on "Sustainable Action in Appalachian Ohio" at the Midwest Sustainability Summit in Cincinnati, OH.



Luke Sulfridge (center-right) - Executive Director - speaks at the 2022 Ohio Energy Conference about SOPEC's success in driving demand for clean energy and cross-sector collaboration.

Erin Stevens (top left) provides Mayor Matt Easter of Rio Grande with a Level 2 EV charger; Luke Sulfridge (top right) speaks to community representatives at the 2022 General Assembly annual meeting; SOPEC team members (bottom left - from left to right) Mat Roberts, Emily Bails (VISTA - 22-23), Erin Stevens, Joyce Arias - Director of Administration and Finance - and Sam Redfern tabling at the Ohio Pawpaw Festival; Community leaders (bottom right) learn about building energy performance at the Athens County EMS Station #51.





# By the Numbers: 2022

## SOPEC Council of Governments

**Over 600 GWh**

*Collective buying power: SOPEC is AEP Energy's 2nd largest customer in Ohio. Over 600 GWh (600,000,000 kWh) per year of potential annual load.*

**19**

*US EPA Green Power Communities- recognized for exceeding guidelines for buying clean renewable power*

**1**

*Natural Gas Aggregation Program authorized by SOPEC leadership to expand energy services.*

**\$199,643**

*Dedicated to Community Grants Fund*

**\$13 million saved**

*Total estimated savings in June 2022-23 supply year for all customers served by the SOPEC Electric Aggregation Program*

**0**

*Confirmed amount of net-energy used by the Athens County EMS Station #51 in first year of operation - Solar on building supported by SOPEC Community Grant*

**3**

*Community education campaigns to help Ohio voters learn more about community choice aggregation*

**32%**

*Ratio of SOPEC Green Power used compared to all electricity used in participating member communities.*

# Organizational Highlights

## Legislation 2022

The SOPEC Council of Governments passed 51 pieces of legislation in 2022. Below are the most notable resolutions passed throughout the year during the SOPEC Board of Directors and SOPEC General Assembly meetings. *Key resolutions below are summarized; all resolutions can be provided at request.*

- **General Assembly Resolution - GA 22-04 & GA 22-09 - Election of SOPEC Board of Directors for 2022**

The following members were elected to serve as Directors on the SOPEC Board of Directors:

1. Commissioner Matt Joseph (City of Dayton)
2. Director Craig Butler (Muskingum Watershed Conservancy District)
3. Mayor Bev Trovato (Village of Shawnee)
4. Mayor Gary Goosman (Village of Amesville)
5. Councilmember David Ferguson (City of Belpre)
6. Commissioner Chris Chmiel (Athens County)
7. Councilmember Chad Hubbard (Village of Racine)
8. Mayor Steve Patterson (City of Athens)
9. Fiscal Officer Susan Miller (Village of New Straitsville)

- **General Assembly Resolution - GA 22-10 - Approval to create a Natural Gas Aggregation Program**

The SOPEC General Assembly approves the Plan of Operation and Governance. The Executive Director of SOPEC is hereby authorized and directed to take (or cause to be taken) all such other actions necessary, appropriate, or convenient in order to carry into effect the purpose and intent of this resolution, including the filing of the applicable application for the SOPEC Natural Gas Aggregation Program with the Public Utilities Commission of Ohio.

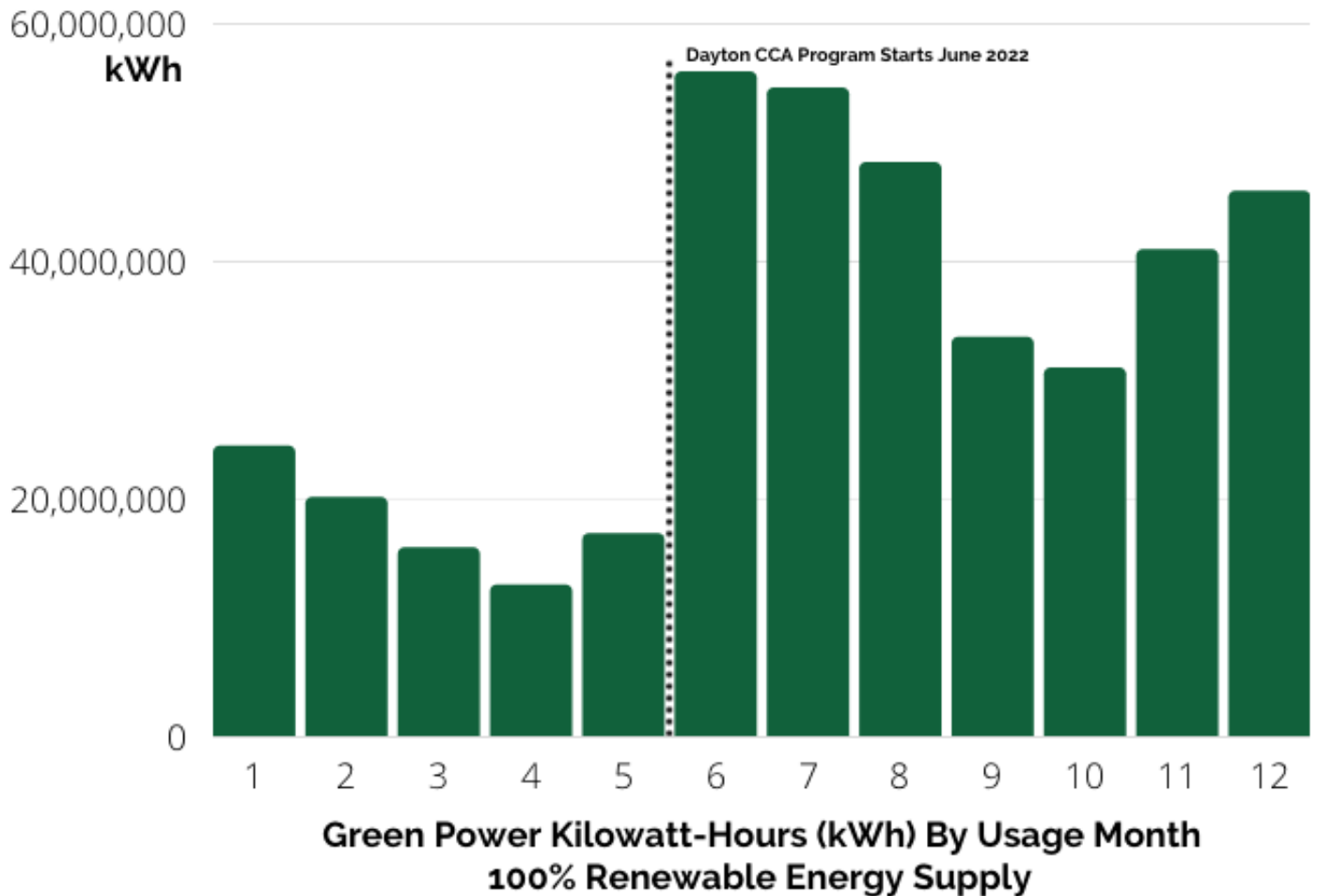


# **ELECTRIC AGGREGATION**

*Enrollment and Electricity Consumption*

# 2022

# SOPEC Electric Aggregation 2022



*Represents kilowatt-hour (kWh) usage data from enrolled customers in Albany, Amesville, Athens, Athens County (unincorporated areas), Belpre, Buchtel, Chauncey, Chesterhill, Dayton (not Green-e®), Gallipolis, Glenford, Jacksonville, Logan, Lowell, New Straitsville, Racine, Rio Grande, Shawnee, Somerset, and Trimble.*

SOPEC continues to provide members with aggregated data about the amount of electricity used in their communities, measured in kilowatt-hours (kWh). Each community's electric load profile is different and the information represented here shows kWh usage per month among active communities throughout the 2022 calendar year. As always, SOPEC can provide additional services to expand your community's kWh tracking efforts, including measuring the positive environmental impact of using Green-e® electricity.

# SOPEC Electric Aggregation continued

In 2022, SOPEC electric aggregation customers used 401,789,567 kWh, an average of 33,482,464 kWh per month, with an average enrollment of 35,635 accounts per month. Of this total, 164,792,731 kWh was used from residential accounts and 28,721,105 kWh was used from small commercial accounts.

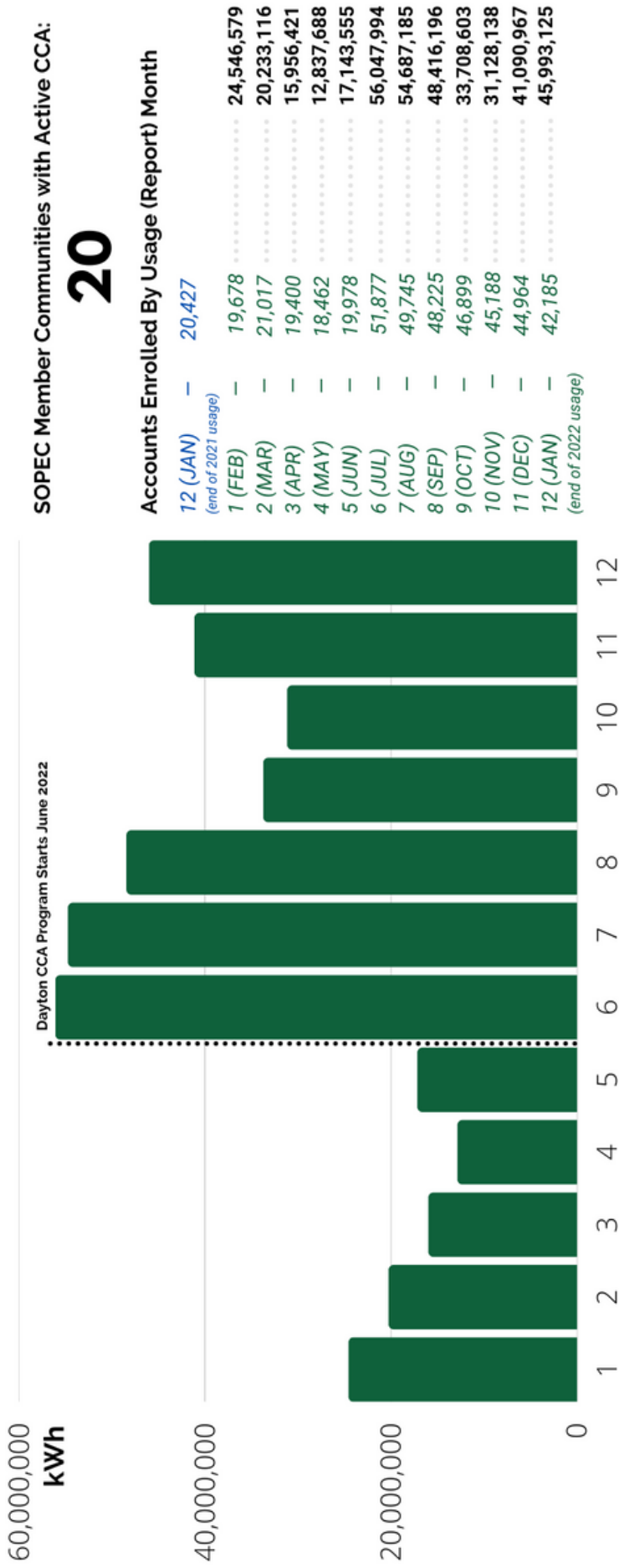
## Accounts Enrolled By Usage (Report) Month

12 (JAN)	—	20,427	
<i>(end of 2021 usage)</i>			
1 (FEB)	—	19,678	24,546,579
2 (MAR)	—	21,017	20,233,116
3 (APR)	—	19,400	15,956,421
4 (MAY)	—	18,462	12,837,688
5 (JUN)	—	19,978	17,143,555
6 (JUL)	—	51,877	56,047,994
7 (AUG)	—	49,745	54,687,185
8 (SEP)	—	48,225	48,416,196
9 (OCT)	—	46,899	33,708,603
10 (NOV)	—	45,188	31,128,138
11 (DEC)	—	44,964	41,090,967
12 (JAN)	—	42,185	45,993,125
<i>(end of 2022 usage)</i>			

Collectively, SOPEC communities have a dual-peak electric load shape — meaning that most electricity is used on the hottest summer days and the coldest winter days. Overall, SOPEC customers use slightly more kWh in the winter months than the summer months, but kWh usage remains consistent with the national average for similar residential and small commercial accounts. SOPEC remains committed to improving the efficiency of each customer's electricity usage and the collective electric load profile.

# 2022 — Opt-Out SOPEC Electric Aggregation Program

Enrolled residential and small commercial accounts within SOPEC member communities (Community Choice Aggregation — CCA)



SOPEC Member Communities with Active CCA: **20**

Green Power Kilowatt-Hours (kWh) By Usage Month  
100% Renewable Energy Supply

**401,789,567 kWh in 2022**

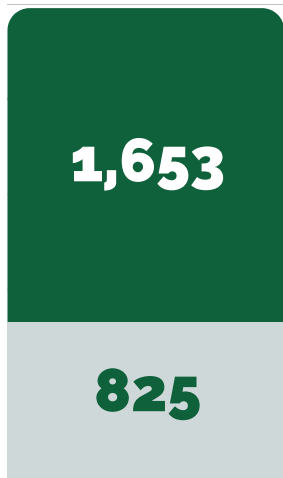
# At a Glance: 2022

## SOPEC Electric Aggregation Program




# The Year in Review:

Kilowatt-hour (kWh) per Account per Month

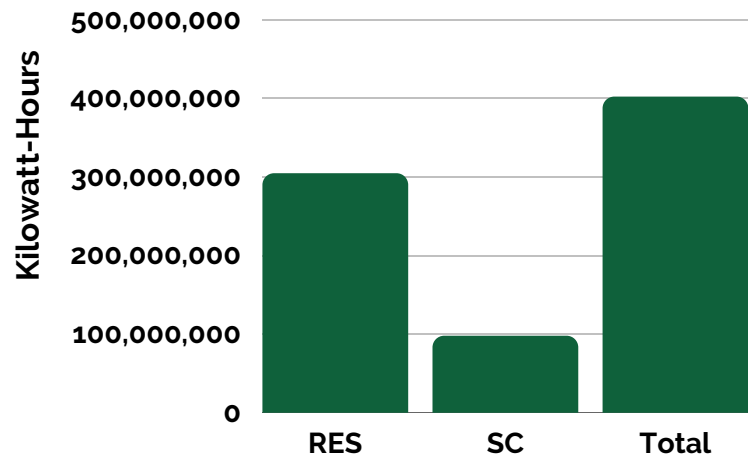


Number of Accounts per Month



Commercial Residential

Green (& Conventional) Power 2022 kWh Usage Residential & Small Commercial



In 2022, SOPEC was serving an average of 30,719 residential and 4,916 commercial customers per month using Green Power electricity. Additionally, 99.5% of the total electricity used by electric aggregation (CCA) customers in 2022 was Green Power - renewable energy from wind and hydropower.

In 2022, SOPEC electric aggregation customers used 401,789,567 Green Power kWh, an average of 33,482,464 kWh per month, with an average enrollment of 35,635 accounts per month. Of this total Green Power kWh, 304,285,648 kWh was used from residential accounts (RES), and 97,504,450 kWh was used from small commercial (SC) accounts.

## By buying Green Power electricity this year, SOPEC communities:

Retired renewable energy credits (RECs) to counterbalance the emissions footprint of all electricity used by SOPEC customers. Based on national electricity emissions, this is equivalent to the greenhouse gas/carbon dioxide (CO<sub>2</sub>) emissions of:

- **24,742,601,692 pounds of coal burned (121,779 railcars' worth of coal)\***
- **48.3 wind turbines running for a year\***
- **51,089,429 barrels of oil consumed\***

\*Estimates drawn from the EPA's Greenhouse Gas Equivalencies calculator

# 2022 Supply Year Savings

## Dayton (Custom RECs - hydropower) (AES Ohio territory):

- Dayton **green** supply: 7.457¢/kWh (\$74.57/MWh) vs. AES Ohio SSO: 10.910 ¢/kWh (\$109.10/MWh)
- Approximately **30% cheaper** than default brown power standard service offer (“SSO”).
- Estimated **over \$10 million in total combined savings** to residents & small business owners.

## Southeast Ohio bundle (Green-e® RECs) (AEP Ohio territory):

- SE Communities **green** supply: 5.64¢/kWh (\$56.4/MWh) vs. AEP Ohio SSO: 7.32 ¢/kWh (\$73.20/MWh) (expected to vary slightly throughout year)
- City of Athens **green** supply: (with Carbon Fee): 5.84¢/kWh (\$58.4/MWh) vs. AEP Ohio SSO: 7.32 ¢/kWh (\$73.20/MWh) (expected to vary slightly throughout year)
- Main Southeast Ohio bundle (Green-e® power) was approximately **23% cheaper** than the brown/traditional power of the SSO.
- Estimated **\$3 million in total combined savings** to residents & small business owners.

**\*\*\* All SOPEC member communities’ electric aggregation programs featured 100% renewable energy while saving money compared to the SSO during the 2022 Supply Year \*\*\***



# PUBLIC PRICING PROGRAM

*Opt-In Electric Supply Product*

# 2022



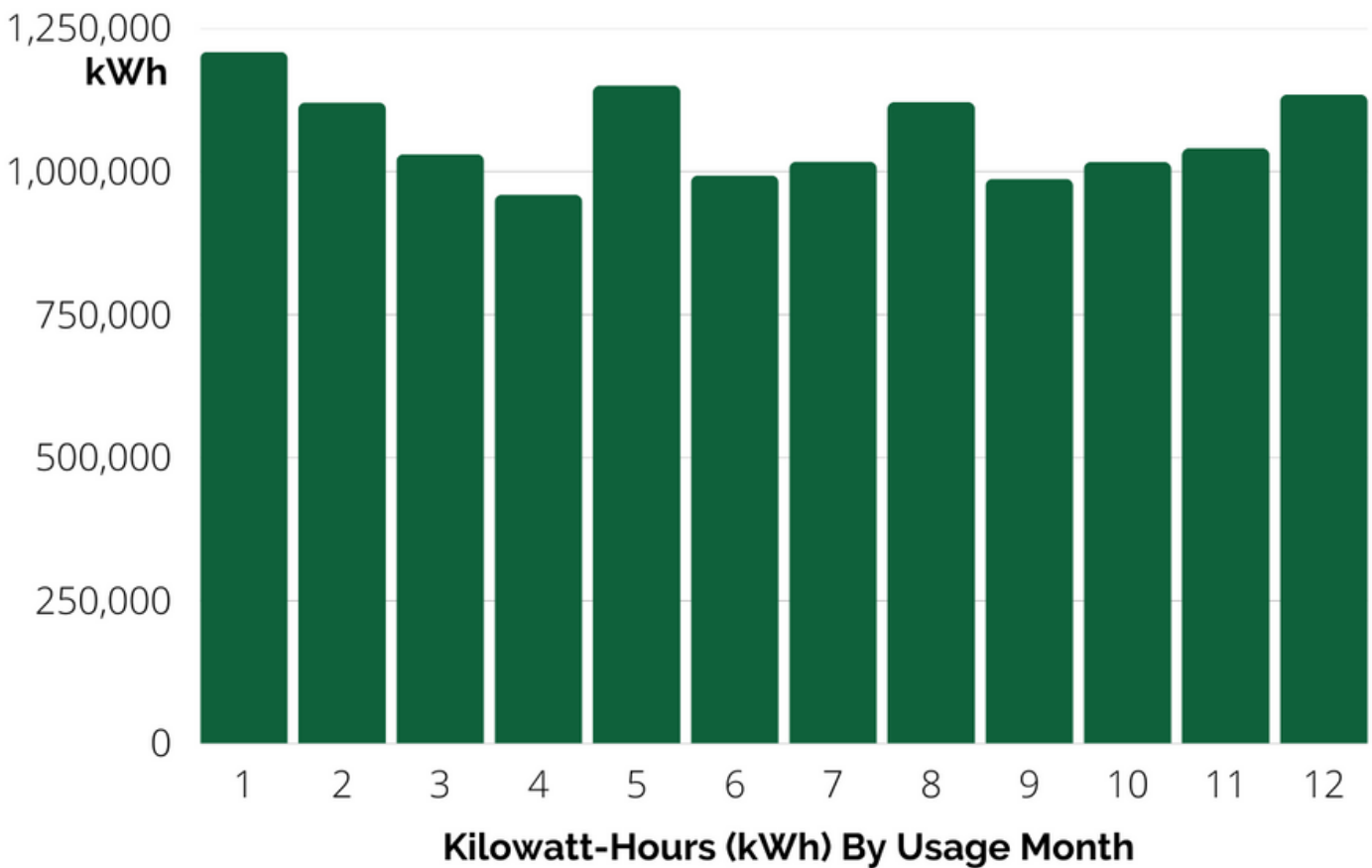
# Public Pricing Program

Opt-in electric supply rate offer for public entities

The Public Pricing Program (P3) is an opt-in electric supply rate available to municipalities, political subdivisions, non-profit organizations, houses of worship, hospitals, schools, conservancy districts, and more. Any eligible entity served by an investor-owned electric utility can enroll in the SOPEC P3.

Beyond a competitive P3-endorsed supply rate, SOPEC provides energy analysis, energy procurement strategies, and direct legal, financial, and administrative support to help members reach their sustainable energy goals.

## 2022 Aggregate P3 Usage (kWh)



**12,768,895 kWh** in 2022

# Public Pricing Program continued

In 2022, SOPEC P3 customers used 12,768,895 kWh, an average of 1,064,075 kWh per month, with an average of 277 processed invoices per month.

## Accounts Enrolled By Usage (Report) Month

12 (JAN)	—	274	
<i>(end of 2021 usage)</i>			
1 (FEB)	—	279	1,208,230
2 (MAR)	—	310	1,119,841
3 (APR)	—	244	1,029,204
4 (MAY)	—	257	958,254
5 (JUN)	—	311	1,149,179
6 (JUL)	—	252	992,227
7 (AUG)	—	326	1,016,402
8 (SEP)	—	287	1,120,427
9 (OCT)	—	269	986,102
10 (NOV)	—	300	1,015,492
11 (DEC)	—	235	1,039,810
12 (JAN)	—	258	1,133,727
<i>(end of 2022 usage)</i>			

SOPEC continues to add new customers and expand the services provided under the P3, with a particular emphasis on recruiting unique political subdivisions that have not historically been served, including regional planning organizations and resource conservancy districts. The SOPEC Council of Governments seeks to expand opportunities for multi-disciplinary partnerships that span across the energy, water, and transportation nexus.

# 2022 — Opt-In SOPEC Public Pricing Program (P3)

Enrolled public sector accounts within SOPEC member communities



Kilowatt-Hours (kWh) By Usage Month



# USDA REDA PROGRAM

*Expanding to support small commercial solar across Ohio*

# 2022

# **SOPEC REDA Program**

Free solar assessments and technical assistance  
for rural small businesses and agricultural producers in Ohio



Solar assessment reports completed in 2022:

**48 Solar PV Assessments**

# REDA Operations

In 2022, SOPEC was at full capacity, offering our no-cost technical assistance and solar assessments to eligible small businesses and agricultural producers across the entire state of Ohio. The United States Department of Agriculture (USDA) Renewable Energy Development Assistance (REDA)-supported program is operating on a two-year Performance Period of 05/01/2021 to 05/01/23.

Additionally, SOPEC has seen great success in working with two independent providers to complete solar assessments for the REDA program. Traveling across the state, the SOPEC team provided 48 solar assessments in 2022. After the on-site assessment, clients were provided a solar report that outlined the estimated solar PV system cost and incentive opportunities specific to their small business' or farm's unique energy needs and solar production goals.

## REDA Expense Summary

*Q3 + Q4 (Year 1) and Q5 + Q6 (Year 2) of 8 Quarters  
REDA Performance Period: May 2021-2023*

**TOTAL SPENT in 2022: \$27,223**

**TOTAL REIMBURSED in 2022: \$23,740**

### **Q3 + Q4 (Year 1 of 2)(November 1, 2021 - April 31, 2022) REDA Expenses**

Total Spent: \$15,124 (\$10,072 in 2022)

Total Local Match Spent: \$1,739

Total Federal Share Reimbursement Request: \$13,385

**\$8,920 (2022 portion) - Reimbursement processed on August 22, 2022**

### **Q5 + Q6 (Year 2) REDA Expenses (May 1, 2022 - October 31, 2022)**

Total Spent: \$17,151

Total Local Match Spent: \$2,331

Total Federal Share Reimbursement Request: \$14,820

**\$14,820 – Reimbursement processed on December 28, 2022**